



aquapurge

committed to increasing
your productivity

PVC Purge

Extrusion Instructions

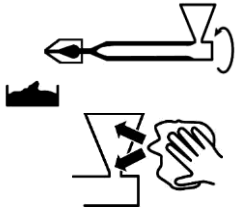
	Page
Removing Carbon Removing Carbon through a screw, barrel and die	2
Safety Information General Safety Information, refer to Health & Safety Document for full information	3

Aquapurge products are not intended to be incorporated in finished plastic goods. In the view of the many factors that may affect processing and application, users should make their own independent determination that the products are suitable for their intended use and can be used safely and legally.

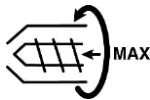
Carbon / Plate Out Removal Instructions

Explanation: PVC Purge is an aggressive carbon removal system for PVC Extrusion. It is designed to mechanically scrub carbon or plate-out off screws, barrels and dies at normal or reduced processing temperatures.

Ensure Safety Precautions are read and understood before use.



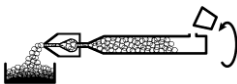
Empty Machine of PVC material



Clean Hopper, Screw Throat and Vent thoroughly

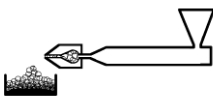
Remove Screens from Breaker Plate (Filter holder)

Reverse downstream equipment clear of the die



Increase / Decrease Screw Speed to Maximum **SAFE** running conditions (Do not exceed max pressure)

Dose **PVC Purge** into the **HOPPER THROAT** until all colour and contamination is removed (**PVC Purge** is Blue / White when it comes out clean)

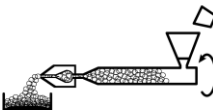


(STARVE)

Extrude till clear then run screw **COMPLETELY EMPTY**



Clean Hopper, Screw Throat and Vent **thoroughly**



(FEED)

To clear **PVC Purge** fill hopper throat with next PVC

Repeat **STARVE–FEED** a minimum of 3 times then fill hopper completely

Safety Precautions



Do not use PVC Purge for material with processing temperatures below 160°C



Do not use PVC Purge for material with processing temperatures above 210°C



PPE

Wear suitable protective clothing when cleaning down equipment, using, handling or viewing the purging agent

Not suitable for machines with screens or diameters smaller than 0.8 mm




If contact with skin occurs, wash with cool water



In case of eye contact, irrigate with plenty of cool water



Do not swallow product



In situations of excessive shear heat place purgings in cool water to eliminate fumes